

## 2011 WWSU Staff School Climate Questionnaire



### 1. I get fair recognition and appreciation for my performance from:

	Strongly Disagree	Disagree	Agree	Strongly Agree	Rating Average	Rating Count
School Administrators	0.0% (0)	9.1% (1)	<b>54.5% (6)</b>	36.4% (4)	3.27	11
Teachers in your School	0.0% (0)	0.0% (0)	<b>63.6% (7)</b>	36.4% (4)	3.36	11
Parents	0.0% (0)	36.4% (4)	<b>54.5% (6)</b>	9.1% (1)	2.73	11
Supervisory Union-Level Staff	12.5% (1)	25.0% (2)	<b>62.5% (5)</b>	0.0% (0)	2.50	8
School Board Members	22.2% (2)	<b>55.6% (5)</b>	22.2% (2)	0.0% (0)	2.00	9
answered question						11
skipped question						0

## 2. Most of the school's students:

	Strongly Disagree	Disagree	Agree	Strongly Agree	Rating Average	Rating Count
Are eager to learn.	0.0% (0)	36.4% (4)	<b>63.6% (7)</b>	0.0% (0)	2.64	11
Have a positive attitude toward school.	0.0% (0)	9.1% (1)	<b>90.9% (10)</b>	0.0% (0)	2.91	11
Are willing to put effort into learning.	0.0% (0)	27.3% (3)	<b>72.7% (8)</b>	0.0% (0)	2.73	11
answered question						11
skipped question						0

## 3. The staff promotes an academic learning climate by establishing high expectations for all students.

	Strongly Disagree	Disagree	Agree	Strongly Agree	Rating Average	Rating Count
.	0.0% (0)	27.3% (3)	<b>63.6% (7)</b>	9.1% (1)	2.82	11
answered question						11
skipped question						0

#### 4. Morale is high on the part of:

	Strongly Disagree	Disagree	Agree	Strongly Agree	Rating Average	Rating Count
Teachers	0.0% (0)	30.0% (3)	<b>70.0% (7)</b>	0.0% (0)	2.70	10
Students	0.0% (0)	10.0% (1)	<b>90.0% (9)</b>	0.0% (0)	2.90	10
Support Staff	12.5% (1)	37.5% (3)	<b>50.0% (4)</b>	0.0% (0)	2.38	8
School Administrators	0.0% (0)	25.0% (2)	<b>75.0% (6)</b>	0.0% (0)	2.75	8
answered question						<b>10</b>
skipped question						<b>1</b>

#### 5. My school is a good place to work.

	Strongly Disagree	Disagree	Agree	Strongly Agree	Rating Average	Rating Count
.	0.0% (0)	0.0% (0)	45.5% (5)	<b>54.5% (6)</b>	3.55	11
answered question						<b>11</b>
skipped question						<b>0</b>

## 6. The staff provides a high quality of education to the students of this community.

	Strongly Disagree	Disagree	Agree	Strongly Agree	Rating Average	Rating Count
.	0.0% (0)	0.0% (0)	<b>63.6% (7)</b>	36.4% (4)	3.36	11
answered question						11
skipped question						0

## 7. I get support when I need it from:

	Strongly Disagree	Disagree	Agree	Strongly Agree	Rating Average	Rating Count
School Administrators	0.0% (0)	0.0% (0)	36.4% (4)	<b>63.6% (7)</b>	3.64	11
Department Heads	0.0% (0)	9.1% (1)	36.4% (4)	<b>54.5% (6)</b>	3.45	11
Teachers in your School	0.0% (0)	9.1% (1)	36.4% (4)	<b>54.5% (6)</b>	3.45	11
Parents	0.0% (0)	0.0% (0)	<b>90.9% (10)</b>	9.1% (1)	3.09	11
Supervisory Union-Level Staff	12.5% (1)	12.5% (1)	<b>75.0% (6)</b>	0.0% (0)	2.63	8
School Board Members	12.5% (1)	37.5% (3)	<b>50.0% (4)</b>	0.0% (0)	2.38	8
answered question						11
skipped question						0

### 8. I am satisfied that the school's building is:

	Strongly Disagree	Disagree	Agree	Strongly Agree	Rating Average	Rating Count
Well suited to students' learning needs.	0.0% (0)	0.0% (0)	<b>81.8% (9)</b>	18.2% (2)	3.18	11
Kept as clean as possible.	0.0% (0)	27.3% (3)	<b>54.5% (6)</b>	18.2% (2)	2.91	11
Repaired promptly when needed.	0.0% (0)	9.1% (1)	<b>90.9% (10)</b>	0.0% (0)	2.91	11
answered question						11
skipped question						0

### 9. My assigned duties and responsibilities are fair and reasonable.

	Strongly Disagree	Disagree	Agree	Strongly Agree	Rating Average	Rating Count
.	0.0% (0)	18.2% (2)	<b>54.5% (6)</b>	27.3% (3)	3.09	11
answered question						11
skipped question						0

## 10. School discipline is handled fairly.

	Strongly Disagree	Disagree	Agree	Strongly Agree	Rating Average	Rating Count
.	0.0% (0)	36.4% (4)	<b>54.5% (6)</b>	9.1% (1)	2.73	11
answered question						11
skipped question						0

## 11. I am satisfied with the quality of leadership provided by:

	Strongly Disagree	Disagree	Agree	Strongly Agree	Rating Average	Rating Count
The Superintendent of Schools	0.0% (0)	11.1% (1)	<b>88.9% (8)</b>	0.0% (0)	2.89	9
Other Supervisory Union Administrators	0.0% (0)	28.6% (2)	<b>71.4% (5)</b>	0.0% (0)	2.71	7
School Administrators	0.0% (0)	9.1% (1)	<b>72.7% (8)</b>	18.2% (2)	3.09	11
Teacher Leaders in the School	0.0% (0)	9.1% (1)	<b>63.6% (7)</b>	27.3% (3)	3.18	11
Parent Leaders in the School	0.0% (0)	0.0% (0)	<b>83.3% (5)</b>	16.7% (1)	3.17	6
School Board Members	0.0% (0)	42.9% (3)	<b>57.1% (4)</b>	0.0% (0)	2.57	7
answered question						11
skipped question						0

**12. I have confidence that local efforts to improve the quality of education are heading in the right direction.**

	Strongly Disagree	Disagree	Agree	Strongly Agree	Rating Average	Rating Count
.	0.0% (0)	10.0% (1)	60.0% (6)	30.0% (3)	3.20	10
answered question						10
skipped question						1

### 13. There is good communication:

	Strongly Disagree	Disagree	Agree	Strongly Agree	Rating Average	Rating Count
Among teachers at the same grade level.	0.0% (0)	27.3% (3)	<b>36.4% (4)</b>	<b>36.4% (4)</b>	3.09	11
Among teachers across grade levels.	0.0% (0)	45.5% (5)	<b>54.5% (6)</b>	0.0% (0)	2.55	11
Between teachers and school administrators.	0.0% (0)	18.2% (2)	<b>81.8% (9)</b>	0.0% (0)	2.82	11
Between support staff and school administrators.	0.0% (0)	25.0% (1)	<b>75.0% (3)</b>	0.0% (0)	2.75	4
Between teachers and support staff.	0.0% (0)	10.0% (1)	<b>90.0% (9)</b>	0.0% (0)	2.90	10
Across departments or teams.	0.0% (0)	<b>50.0% (5)</b>	<b>50.0% (5)</b>	0.0% (0)	2.50	10
Between the schools in WWSU.	10.0% (1)	<b>60.0% (6)</b>	30.0% (3)	0.0% (0)	2.20	10
Between teachers and parents.	0.0% (0)	18.2% (2)	<b>81.8% (9)</b>	0.0% (0)	2.82	11
Between school staff and central office staff.	0.0% (0)	33.3% (2)	<b>66.7% (4)</b>	0.0% (0)	2.67	6
answered question						11
skipped question						0

**14. Across the curriculum, the staff encourages students to reach high academic standards.**

	Strongly Disagree	Disagree	Agree	Strongly Agree	Rating Average	Rating Count
.	0.0% (0)	18.2% (2)	63.6% (7)	18.2% (2)	3.00	11
answered question						11
skipped question						0

**15. There are clearly stated school rules defining expectations for student behavior.**

	Strongly Disagree	Disagree	Agree	Strongly Agree	Rating Average	Rating Count
.	0.0% (0)	27.3% (3)	54.5% (6)	18.2% (2)	2.91	11
answered question						11
skipped question						0

### 16. The staff gives ample information to students concerning:

	Strongly Disagree	Disagree	Agree	Strongly Agree	Rating Average	Rating Count
What they are expected to learn.	0.0% (0)	18.2% (2)	<b>45.5% (5)</b>	36.4% (4)	3.18	11
How their work will be judged.	0.0% (0)	18.2% (2)	36.4% (4)	<b>45.5% (5)</b>	3.27	11
How well they are progressing.	0.0% (0)	18.2% (2)	<b>54.5% (6)</b>	27.3% (3)	3.09	11
answered question						11
skipped question						0

### 17. The staff gives ample information to parents concerning:

	Strongly Disagree	Disagree	Agree	Strongly Agree	Rating Average	Rating Count
What their children are expected to learn.	0.0% (0)	18.2% (2)	<b>54.5% (6)</b>	27.3% (3)	3.09	11
How student work will be judged.	0.0% (0)	27.3% (3)	<b>45.5% (5)</b>	27.3% (3)	3.00	11
How their children are progressing.	0.0% (0)	9.1% (1)	<b>63.6% (7)</b>	27.3% (3)	3.18	11
answered question						11
skipped question						0

**18. There is adequate parent involvement in the school.**

	Strongly Disagree	Disagree	Agree	Strongly Agree	Rating Average	Rating Count
.	0.0% (0)	9.1% (1)	<b>81.8% (9)</b>	9.1% (1)	3.00	11
answered question						11
skipped question						0

**19. I am satisfied with the procedures for evaluating my performance.**

	Strongly Disagree	Disagree	Agree	Strongly Agree	Rating Average	Rating Count
.	9.1% (1)	0.0% (0)	<b>81.8% (9)</b>	9.1% (1)	2.91	11
answered question						11
skipped question						0

## 20. Decision making in this schools is:

	Strongly Disagree	Disagree	Agree	Strongly Agree	Rating Average	Rating Count
Clearly interpreted and understood	0.0% (0)	10.0% (1)	<b>60.0% (6)</b>	30.0% (3)	3.20	10
Inclusive of the school community	0.0% (0)	10.0% (1)	<b>60.0% (6)</b>	30.0% (3)	3.20	10
Respectful	0.0% (0)	0.0% (0)	<b>63.6% (7)</b>	36.4% (4)	3.36	11
Fair	0.0% (0)	9.1% (1)	<b>54.5% (6)</b>	36.4% (4)	3.27	11
Pro-active, timely, and consistent	0.0% (0)	30.0% (3)	<b>50.0% (5)</b>	20.0% (2)	2.90	10
Informed.	0.0% (0)	9.1% (1)	<b>54.5% (6)</b>	36.4% (4)	3.27	11
Based on generally agreed upon principles and goals.	0.0% (0)	0.0% (0)	<b>70.0% (7)</b>	30.0% (3)	3.30	10
answered question						11
skipped question						0

## 21. There is adequate effort to involve all members of the school community (educators, parents, and non-parent community members) in discussions concerning important school goals.

	Strongly Disagree	Disagree	Agree	Strongly Agree	Rating Average	Rating Count
.	0.0% (0)	18.2% (2)	<b>45.5% (5)</b>	36.4% (4)	3.18	11
answered question						11
skipped question						0

**22. I am satisfied with the opportunities I have to provide input in how funds are spent at my school.**

	Strongly Disagree	Disagree	Agree	Strongly Agree	Rating Average	Rating Count
.	0.0% (0)	20.0% (2)	<b>60.0% (6)</b>	20.0% (2)	3.00	10
answered question						<b>10</b>
skipped question						<b>1</b>

**23. Professional development activities in our school are developed with sufficient input from staff.**

	Strongly Disagree	Disagree	Agree	Strongly Agree	Rating Average	Rating Count
.	0.0% (0)	9.1% (1)	<b>72.7% (8)</b>	18.2% (2)	3.09	11
answered question						<b>11</b>
skipped question						<b>0</b>

**24. Curriculum plans or policies in our school are developed with sufficient input from staff.**

	Strongly Disagree	Disagree	Agree	Strongly Agree	Rating Average	Rating Count
.	0.0% (0)	9.1% (1)	<b>72.7% (8)</b>	18.2% (2)	3.09	11
answered question						<b>11</b>
skipped question						<b>0</b>

## 25. Relationships in this school are built on:

	Strongly Disagree	Disagree	Agree	Strongly Agree	Rating Average	Rating Count
Honesty	0.0% (0)	0.0% (0)	63.6% (7)	36.4% (4)	3.36	11
Trust	0.0% (0)	0.0% (0)	63.6% (7)	36.4% (4)	3.36	11
Mutual support	0.0% (0)	9.1% (1)	45.5% (5)	45.5% (5)	3.36	11
(Good/positive) Communication	0.0% (0)	0.0% (0)	63.6% (7)	36.4% (4)	3.36	11
Respect	0.0% (0)	0.0% (0)	63.6% (7)	36.4% (4)	3.36	11
Humor	0.0% (0)	0.0% (0)	63.6% (7)	36.4% (4)	3.36	11
answered question						11
skipped question						0




## 26. Students can and do find at least one adult in this school who they can talk with.

	Strongly Disagree	Disagree	Agree	Strongly Agree	Rating Average	Rating Count
.	0.0% (0)	20.0% (2)	60.0% (6)	20.0% (2)	3.00	10
answered question						10
skipped question						1


## 27. Most of the school's students:

	Strongly Disagree	Disagree	Agree	Strongly Agree	Rating Average	Rating Count
Behave with respect toward one another.	0.0% (0)	9.1% (1)	<b>90.9% (10)</b>	0.0% (0)	2.91	11
Behave with respect toward teachers and other adults.	0.0% (0)	18.2% (2)	<b>81.8% (9)</b>	0.0% (0)	2.82	11
answered question						11
skipped question						0




## 28. I am a:

		Response Percent	Response Count
Classroom Teacher		81.8%	9
Instructional Assistant/Paraeducator		0.0%	0
Certified Staff (other than classroom teacher)		9.1%	1
Other Staff		9.1%	1
answered question			11
skipped question			0

## 29. I work at:

		Response Percent	Response Count
Crossett Brook Middle School		0.0%	0
Fayston Elementary School		0.0%	0
Harwood Union High School		0.0%	0
<b>Harwood Union Middle School</b>		<b>100.0%</b>	<b>11</b>
Moretown Elementary School		0.0%	0
Thatcher Brook Primary School		0.0%	0
Waitsfield Elementary School		0.0%	0
Warren School		0.0%	0
		<b>answered question</b>	<b>11</b>
		<b>skipped question</b>	<b>0</b>

### 30. I have been working at this school for:

		Response Percent	Response Count
0-5 years		18.2%	2
6-10 years		36.4%	4
>10 years		45.5%	5
answered question			11
skipped question			0

### 31. If you wish, you may add comments in the box below.

	Response Count
	6
answered question	6
skipped question	5